



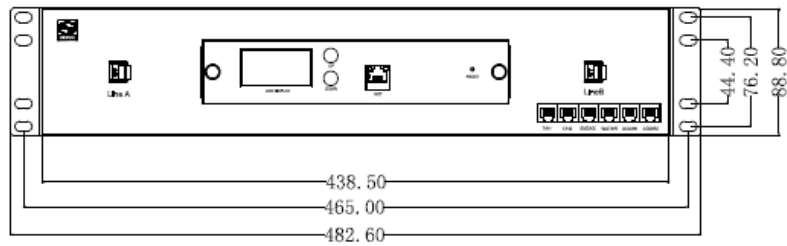
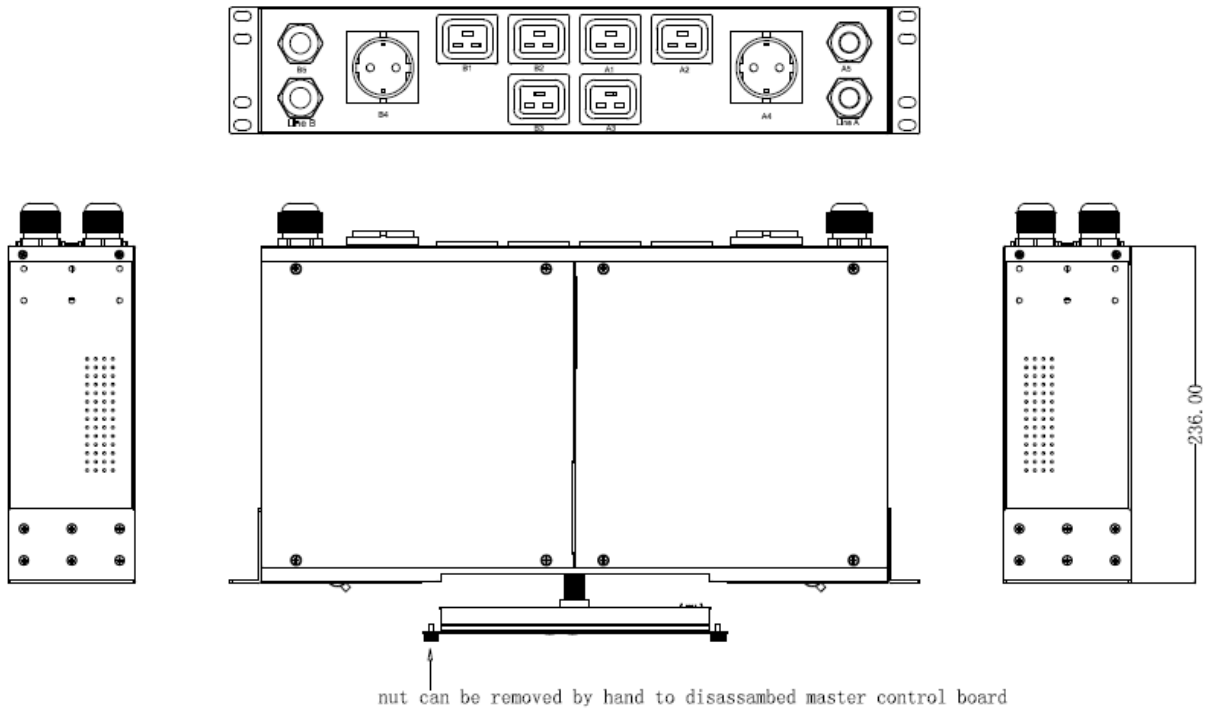


NPM-T Specification

Customer		Lande Italy		
Product name		Factory Part No.	Customer Part No.	
NPM-T		NPM-T		
Main Functions	Performance parameter		Remark	
Monitoring	Total load current and voltage of circuit A and B			
	Input Voltage			
	Total energy consumption (kWh)			
	Power Factor			
	Total power(kW)			
	Temperature/Humidity		2	
	Smoke		1	
	Water logging		1	
	Door opening		2	
Control and configure	Set the threshold of total load current			
	Clear the total energy consumption(kWh)			
	Set the threshold of temperature and humidity			
	Set the work mode (master or slave)			
	Set SSH,NTP,FTP Modbus, SYSLOGS, IPV4, RADIUS			
	Support external WIFI			
Alarming	User-defined alarming	Threshold of total load current of each circuit		
		Threshold of sensors		
	System-Defined alarming	When overload occurs		
	Alarming methods	LCD displays the alarm and buzzer sounds		
		Web interface show the value exceeded in red		
		Send E-mail to administrator automatically		
		SNMP sends trap alarm information		
SYSLOGS				
Log record		Record and save the operating and alert information, graphic record of electric parameters and environment which can be exported.		

User management	Different user permission configuration					
	Outlet Alarm permission configuration					
	Set the permission to clear the energy consumption(kWh)					
Daisy chain	Support Daisy-chain					
Central management	Support central management of N units via CLEVER Manager software					
Visiting method	Web based, support multiple browsers like IE, Google, Firefox etc.					
	SNMP (V1/V2C/V3)					
	Telnet, SSH					
	Serial Access,					
	RADIUS,					
System support	Multi-user operating system, software upgrade					
Input/output characteristics						
Input characteristics	Rated input voltage	250V 50/60 Hz				
	Input standard	2 x IEC60309 2P+E 32A male				
	Cabel specification	3 × 6.0mm ²				
	Cable length	5M				
	Max. input current	2 x 32A				
Output characteristics	Output standard of each circuit	IEC320 C19	Rated current	16A	Outlet quantity	3
		DIN49440		16A		1
		Cable 1M 6.0mm ² with IEC60309 2P+E 32A female		32A		1
	Rated output	250VAC				
Dimension	Product dimension	L×W×H = 482.6×236×88.8 mm				
Fittings						
Sensor	Temperature/Humidity	Smoke	Water	Door		
Qty						
Unit (PCS)						

Picture: NPM-T



IEC60309 2P+E 32A female



IEC60309 2P+E 32A male

--	--	--	--