




NC054H2426 Product Specification

Customer		Outline	
Product Name		Factory Part No.	Customer Part No.
NPM		NC054H2426	
Main Function		Parameter	
Monitor	Total load current		
	Input Voltage		
	Total energy consumption (kWh)		
	Power Factor		
	Total Power(kW)		
	On/Off state of each outlet		
	Temperature/Humidity state (Max. 2 T/H sensors)		
Control and configure	Switch on/off individual outlet		
	Set the threshold of total load current		
	Set the delay of outlet sequential switching		
	Clear the total energy consumption(kWh)		
	Set the threshold of temperature and humidity		
	Set the work mode (master or slave)		
Keep the former state	Keep the former state of individual outlet after reset		
Alarm	User defined	Set the threshold of total load current	
		Set the threshold of temperature and humidity	
	System default	When overload occurs	
		When Threshold of temperature and humidity is exceeded	
	Alarm method	LCD displays the alarm and buzzer sounds	
		Indicator on Web interface flashes	
		Send E-mail to administrator automatically	
		SNMP sends trap alarm information	
		SYSLOGS	
	Log record	Record and save the operating information of NPM	
Daisy chain	Support Daisy-chain (□5 units is suggested)		
Central management	Support central management of N units via CLEVER Manager software		
User management	Different user permission configuration		
	Outlet Alarm permission configuration		
	Set the permission to clear the energy consumption(kWh)		



Accessing method	Web based					
	SNMP (V1/V2C/V3)					
	Telnet					
	Serial Access					
	RADIUS					
Input/output						
Input	Rated input voltage	250V~ 50/60 Hz				
	Input terminal type	IEC60309 2P+N 32A plug				
	Cable specification	3×6.0mm ² ;				
	Cable length	3M				
	The max input current	32 A				
Output	Outlet standard	IEC20 C13 socket +LED	Rated current	10A	Outlet quantity	18
	Outlet standard	IEC20 C19 socket +LED	Rated current	16A	Outlet quantity	6
	Rated output voltage		250VAC			
Dimension	Product size	L×W×H = 1853×66.6×44.4mm				
Optional fittings						
Temperature/humidity	Door sensor	Smoke sensor		Water sensor		
						
PDU drawing on next page						

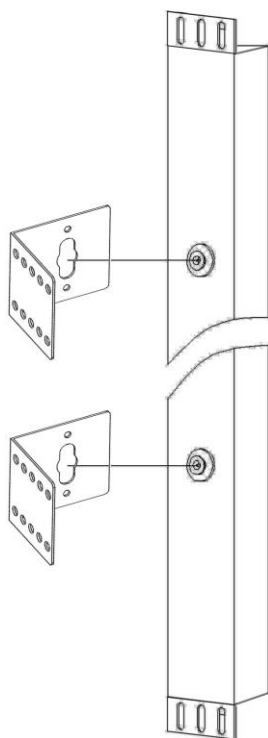
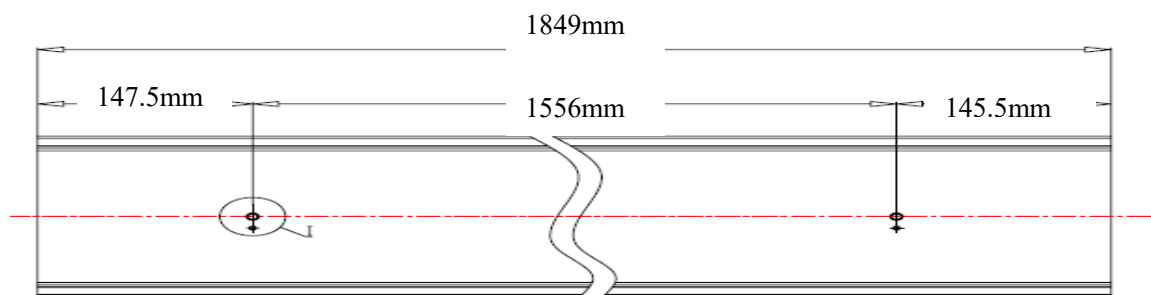
PDU overview

Line A: 8 x C13,4 x C19; Line B: 10 x C13 + 2 x C19



2pcs 16A circuit breaker(1P)

Toll-less mounting





IEC60309 32A 2P+N plug

Design:	Customer confirm:	Check:	Authorized:
---------	-------------------	--------	-------------